


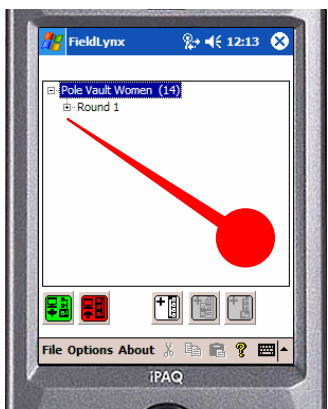
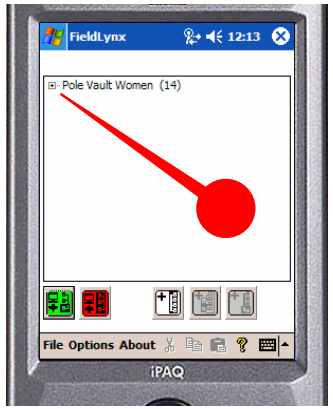


FieldLynx™ Vertical Jumps Quick Start

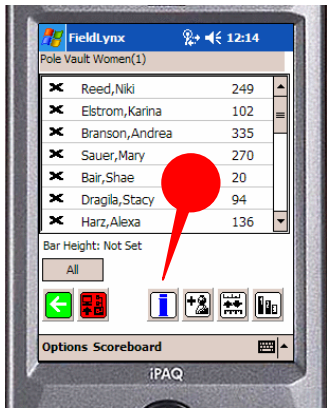
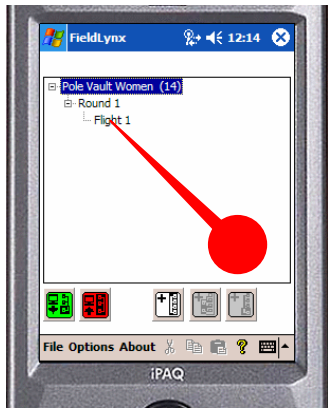
Step 1: Open the flight sheet for the Vertical event

1. Turn on the Pocket PC device.
2. Tap the **Start** Icon  and Select **Programs**
3. From the **Programs** Folder, tap  to open FieldLynx. The main screen appears.


4. Tap  next to the jumping event.
5. Tap  next to **Round 1**.



6. Tap Flight 1.
7. The flight sheet appears.








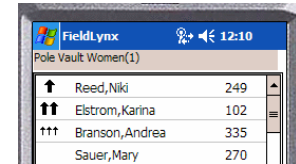
Step 2: Set up the vertical jumping event

1. Tap  to set up the jumping event.

2. Follow the instructions on the screen.
 - Set Measure to Metric or English
 - Set the **Alive** group (3, 4, 5, or All)
 - Set up the **Attempts**.
 - Tap on **Finish**

Step 3: Check in competitors



1. Tap  next to the competitor's name and then tap . Later, you can tap in the **up/deck/hold** area to do the following:
 - Tap  to enter a competitor's starting height.
 - Tap  to suspend a competitor.
 - Tap  to make a competitor up next.
2. After check-in, arrows are next to competitors' names:
 - **Single Arrow** - competitor is up.
 - **Two Arrows** - competitor is on deck.
 - **Three Arrows** - competitor is on hold.

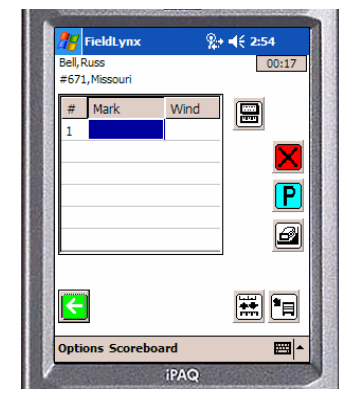





Step 4: Record a performance

1. Tap on the competitor who is up next (single arrow). The **mark entry** screen appears:


To record the competitor's performance. Tap:

 -  if the competitor clears the height.
 -  if the competitor misses the height *(see over)*






-  if the competitor chooses to pass the attempt.
 -  to erase the mark and enter a new one.
2. Tap  to return to the flight sheet. Repeat for all competitors.

Step 5: Send results

1. Go to the flight sheet and tap .

Add or modify bar heights


Tap . Then, tap **Next**, **Next**, and then **View**. At the **Bar Heights** screen, tap:

-  to add a bar height to the current list.
-  to delete a bar height from the list.
-  to modify a bar height on the list.

Add a competitor or edit an existing competitor

Tap , enter the competitor's information, and then tap **OK**.

Display standings

Go to the flight sheet and tap. .


Convert quickly to English or Metric

Tap .

If you are sending results to a scoreboard

Go to the mark entry or standings screen and tap .

Quick Reference

If you want to...	Tap here.
Open FieldLynx	
Open a flight	
Set up the jumping event	
Check in a competitor	 , then 
Suspend a competitor	
Make a competitor up next	
Enter a competitor's starting height	
Clear a height	
No height	
Pass an attempt	
Erase an entry	
Return to the flight sheet	
Send results	